



Hygienic Wash Stations, Pods & Doorsets

**Joint-free wash stations for seamless hygiene**

# Hygipod

46	<b>Introduction to Hygipod</b>
48	<b>The system</b>
49	<b>Configurations</b>
50	<b>Hygipod options</b>
56	<b>Flooring interface details</b>
57	<b>Hygipod specification</b>
58	<b>Hygipod colours &amp; finishes</b>

# Introduction to Hygipod

Hygipod is the first and only prefabricated modular unit of its kind - the only pod that has no vertical or horizontal joints. Complete with access panels, basin kit, and encapsulated with Trovex hygienic PVC, Hygipod is simple and easy to install. Not only that, but its lightning-fast delivery ensures your project will run as smoothly as possible.

You won't find a product like this anywhere else. Hygipod is not just for wash stations but can be used with other modules such as gas and power units. Hygipod is HBN 00-10 compliant plus, it's fully compatible with other Trovex systems. Let Trovex be your one-stop solution for your entire hygienic wall cladding needs.

**Call 01707 254 170** to speak to a member of the technical team.

## Hygipod applications

- › Doctors' surgeries
- › Hospitals
- › Healthcare
- › Commercial kitchens
- › Food factories
- › Leisure centres
- › Pharmaceutical
- › Gymnasiums
- › Canteens
- › Changing areas
- › Cleanrooms
- › Washrooms
- › Care homes
- › Hotels



### Pre-plumbed

Designed as a fully complete unit, the Hygipod is supplied pre plumbed - equipped with all the necessary parts for quick and easy installation.



### Rapid delivery

When schedules are tight, you want a company that can deliver - on time, every time. Hygipods are available in a select, specific range and the warehouse is always well-stocked - enabling delivery of your item without delay.



### Simple installation

Hygipod is delivered prefabricated to suit your application and ceiling height and helps eradicate on-site installation inaccuracies. Further to this, Hygipod enables a consolidation of trades so you can complete the project quickly and efficiently.

# The system

Constructed of a rigid core and encapsulated with Trovex hygienic cladding, Hygipod offers absolute cleanliness in one simple unit.

Delivered prefabricated, less time is spent marking-out for sanitary-ware and constructing on-site framing, making commissioning and installation a breeze.

Hygipod is compatible and modular, offering the option to create a unique configuration from individual modules.

#### Hygipod features:

- › Single piece joint free rigid casing
- › Two hinged lockable access panels
- › 750(w) x 225mm(d)
- › Pre-plumbed

#### Hygipod options:

- › Full colour range
- › Custom access panels

#### Surface finish

As standard, the Hygipod one-piece, joint-free casing is a hygienic solution. Hygipod can also be fabricated in any of the Trovex hygienic cladding systems. Imagine Trovex Diamond in Brilliance colours or a colour from the Ambience or Radiance collections: the choice is yours.\*

#### Access panel

Rounded corners on the access panel mean that cleaning is easier and more thorough, minimising the presence of bacteria.

\*Lead times may vary dependent on your choice of finish.



See our [Anti-ligature section on page 87](#)

“Hygienic safety is an important issue. That’s why Trovex is committed to providing you with the most advanced prefabricated solutions for every challenge.”

# Configurations

## Positions



Straight wall



Recess



Corner



Space-saver

## Heights



Full-height



Half height with sloping top



Through suspended ceiling

# Hygipod options

Every requirement has been considered in the design of the innovative Hygipod system, from a simple wash station to one designed for disabled access.

Designed as a range of modules to be combined in various configurations, the Hygipod system offers flexibility, with a tailored approach for an ideal solution. Each standard unit can be fixed alongside another, or two units can be included separately within a room. For example, a basin and a WC unit could be selected for an en-suite facility. Whatever your needs, you can select a perfect Hygipod combination for the space available, to create the facility you have in mind.

Call **01707 254 170** and speak to a member of the team.



Handwash basin



If space is limited, our most popular wash station, Space Saver Hygipod, is the ideal solution.

The first hygienic wash station for such areas, this space-efficient basin is designed to fit perfectly across the corner of a room, concealing services and pipework. It can be supplied with weld-ready edges to attach seamlessly to the hygienic wall cladding on either side.



Shower



Bed Service Unit - Medical Service Units for out-patient departments also available



Doc M Unit



Sluice Unit - Janitorial Unit also available

# Flooring Interface Details



Direct to floor  
**TD14**



Plinth detail - pre-cut components supplied by Trovex  
**TD15**

## Core types

### NEW Hygiboard

Upgrade your core material to the Hygiboard!  
Formed entirely from 100% anti-microbial  
PVC giving ultra-hygienic properties.

### High Grade Ply

Lightweight and durable.

**Call 01707 254 170** to speak to a member of the technical team.

## Hygipod specification

<b>K32</b>	Panel cubicles / Duct and wall linings / Screens
<b>160</b>	<b>PROPRIETARY HANDWASH STATIONS</b>
<hr/>	
<b>Manufacturer</b>	Trovex, Axiom House, Travellers Close, Welham Green, AL9 7JL Tel: 01707 254 170, Email: sales@trovex.com
<b>Product ref</b>	Trovex Hygipod with overlap skirting detail encapsulated with Trovex hygienic PVC.
<b>Substrate</b>	Wall substrates must be structurally sound and capable of supporting the fixed unit.
<b>Preparation</b>	Additional vertical support members are recommended for partition walls.
<b>Plinth detail</b>	Structural plinth by others to receive covered vinyl floor covering, finished size including vinyl [120mm] high, (standard 740mm wide, 220mm deep).
<b>Fixing method</b>	Hygipod unit to be seated on plinth with rebated overlap detail sealed to floor covering with Trovex Seal clear sealant, and fixed back to wall with bracket system supplied.
<b>Size</b>	Height - To suit ceiling height (Max 3000mm) / scribed on site to suit ceiling height. Width - Standard 750mm Depth - Standard 225mm
<b>Colour</b>	Standard White or selected from the Trovex colour collections.
<b>Joint treatment</b>	Seal to wall with approved sealant.
<b>Components / Accessories</b>	Predrilled for Armitage Contour 21 50cm back outlet washbasin (S215401) with concealed hangers, toggle bolts and clips (S911267) fitted ready to receive basin. Preplumbed with Armitage Markwik demountable bib mixer tap with single sequential lever and detachable spout with bioguard outlet (A6243AA), with copper feeds and quarter turn lever service valves for bottom entry of hot and cold services to tap. Basin supplied in separate packaging with waste outlet adaptor (S875067), plastic strainer (S874667) and resealing bottle trap (75mm seal) ready for connection to waste behind lower access panel.
<b>Included features</b>	Thermoformed external corners, two lockable access panels on projection hinges, predrilled and preplumbed for basin where applicable.

**The above specifications represent typical installations. For any other details or specifications, call our technical team on 01707 254 170**




# Hygipod colours & finishes




Material samples of any colour are available for rapid despatch to a specified address, making it easy to check and confirm your choices. **Call 01707 254 170**

## White Satin

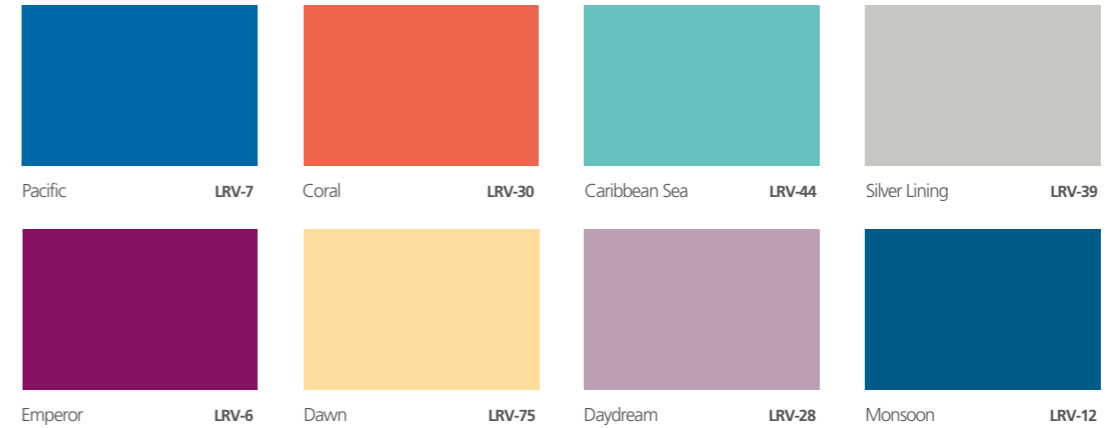


Diamond White LRV-86

## Ambience Satin



## Radiance Satin



## Brilliance High Gloss



Limitations in the reprographics process mean absolute colour accuracy cannot be guaranteed. Where colour matching is critical, a sample of the material can be provided on request.

\*NON STOCK COLOURS, could be subject to a minimum order quantity and increased delivery time.



### Essence Satin


Available from stock.



Majestic Oak



Deep Walnut



Pacific Walnut



Provincial Plum



Fresh Maple



Regal Rosewood

Available to order.



Warm Beech



Natural Oak



Truffle Beech



Sand Beech



Gabon Ebony

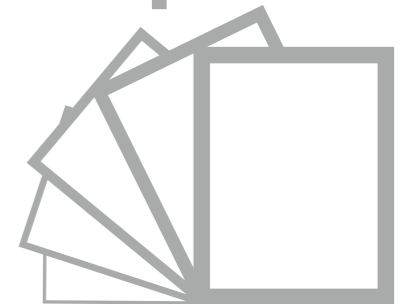


Smoked Elm

Order colour samples to check your choices - it's fast and easy.

Call **01707 254 170** or visit **trovex.com** to order samples online.

**RAPID**  
samples



Limitations in the reprographics process mean absolute colour accuracy cannot be guaranteed. Where colour matching is critical, a sample of the material can be provided on request.

\*NON STOCK COLOURS, could be subject to a minimum order quantity and increased delivery time.